

David & Janice Russell Farm Retirement

AUCTION

Auction located at 3275 170th Street, Williams, Iowa 50271

WEDNESDAY, DECEMBER 1, 2021 AT 10AM



TRACK TRACTOR

2012 Case-IH 550 Quadtrac, shows 3,567 hrs., powershift w/LHR, CAH, 4 hyd., BB, 30" tracks, Kile Mfg. clear caps, power beyond w/case drain, Sturd-E-Built front mounted rock box, leather seat, instructional seat, AM/FM/CD, diff. lock, foot throttle, Ag Leader Versa display, Ag Leader GPS receiver, WAAS, Autosteer, suspended cab, greaseable steering cylinders, S/N ZBF128197 (new crate engine at 3,050 hrs., w/paperwork)

MFWD TRACTORS

2006 Case-IH MX285, shows 520 hrs., MFWD, powershift w/LHR, CAH, 5 hyd., (1) lg. bore hyd., 3 pt. w/quick hitch, 540/1000/Lg. 1000 PTO, front weight bracket, Sturd-E-Built front mounted rock box, (2) 1000 lb. inner rear wheel weights, (2) 500 lb. rear wheel weights, hyd. adj. top link, case drain, front fenders, leather seat, instructional seat, AM/FM, foot throttle, diff. lock, Ag Leader GPS receiver, Ag Leader GeoSteer module, Ag Leader correction modem included (no subscription), 380/80R46 front duals, 480/80R46 rear duals, S/N JAZ140146 (corner post display replaced at 6,799 hrs.)

1989 Case-IH 7140, shows 8,783 hrs., MFWD, powershift, CAH, 3 hyd. w/case drain, 3 pt. w/top link, Lg. 1000 PTO, LED lights, AM/FM, new paint, diff. lock, ground speed radar, front weight bracket, 18.4R42 rear duals, 380/85R28 front tires (new), S/N JJA0015547


2WD TRACTORS

1970 International 856, shows 7,239 hrs., 2WD, diesel, open station, 2 hyd., 2 pt. w/3 pt. adapters, w/top link, 540/1000 PTO, WF, front weight bracket, (10) front weights, rear fenders, (3) pair rear wheel weights, front aux. fuel tank, aftermarket steps, diff. lock, 18.4-38 rears, 11L-15 fronts, S/N 261042U031859

1962 Farmall 560, shows 9,607 hrs., 2WD, gas, open station, 2 hyd., 2 pt. w/drawbar, 540 PTO, WF, (2) front weights, (2) pair rear wheel weights, rear fenders, 15.5-38 rears, 9.5L-15 fronts, S/N 53431

COMBINE

2013 Case-IH 7230, 1,530 sep. /1,945 eng. hrs., 2WD, CAH, Field Tracker, rock trap, single pt. hookups, 1" underslung tow cable, straw chopper, twin disc chaff spreader, 24' unload auger, folding hopper ext. w/ Maurer ext., AFS Pro 700 display, Ag Leader GPS receiver, WAAS, instructional seat, AM/FM, AFS rotor, 520/85R42 front duals, 600/65R28 rear tires, S/N YCG217517



HEADS

2018 Drago GT, chopping corn head, 8x30" single pt. hookups, Twin Chop, opposed knife rolls, poly snouts, poly Roll-A-Cones in end snouts, (8) Ringsted Welding stalk stompers, PTO drives, (3) HHS wands, (2) Reichardt row sense wands, spring loaded auto deck plates, center ear saver, S/N 001801412

2016 MacDon FD 75-S, flex draper head, 35', hyd. fore/aft, single pt. hookups, steel end dividers, poly reel tines, flip over reel, PTO drives, S/N 289186

HEAD TRAILERS

2018 Dose Headhunter, tricycle type, 38', tandem axle, torsion susp. front & rear, rear lights, brakes on (1) axle, front fenders, ext. tongue, 235/80R16 tires, S/N HHA83447

MD Head Trailer, tricycle type, 32', single axle, torsion susp., front fenders, ext. tongue, rear lights, 235/80R16 tires, S/N 2792

PLANTER

2001 Kinze 3600, 16x30", ground-driven, flex frame center pivot planter, half width disconnects, hyd. flat fold markers, bean & corn discs, Smart Boxes, V-set Precision Planting vacuum units, 1.6 bu. poly seed boxes, Yetter screw adj. floating row cleaners w/depth bands, adj. spring down pressure, Copperhead spiked closing wheels, (1) season on openers & scrapers, controlled by Ag Leader InCommand 1200 monitor (sold separately), 255/70R22.5 transport wheels, 7.50-20 wing wheels, 4.80-8 trans. drive wheels, S/N 614735

SEED TENDER

Roth, 6-box triple axle seed caddy, cordless remote-control start/stop, Honda GX 630 electric start engine, shows 59.1 hrs., variable hyd. flow control valve, hyd. driven, hyd. fold 7" auger, 12V talc applicator, spring susp., brakes, 2-5/16" ball hitch, poly auger flighting, telescoping poly discharge tube, 235/80R16 tires

TILLAGE EQUIPMENT

2010 Case-IH 870, disc ripper, 18', 9-shank, pull-type, 7" points, individual rock flex front discs, ASR shanks, shin guards, rear rolling basket, single pt. depth control, Cat IV hitch, 22-1/2" front discs, 23-1/2" rear discs, 17-1/2" leveler discs, 425/65R22.5 tires, S/N JFH0052949

2007 Case-IH TM200, field cultivator, 50-1/2" 7" knock-on sweeps, 6" spacing, 4-bar coil tine harrow, walking tandems across, tongue mounted rock box, 320/70R15 & 12.5L-15 main tires, 9.5L-15 wing tires, walking tandems across, (4) 5.90-15 pin adj. front gauge wheels, S/N JFH0021821

Case-IH 3900, disc, 26', 9" spacing, rigid scrapers front & rear, rock flex gangs, tandems across, 9.5L-14 tires, S/N JAG0741617

International 183, row crop cultivator, 12x30", 3 pt., hyd. flat fold, (2) stabilizer coulters, (4) 13" pin adj. gauge wheels, rolling shields, S/N 0230000U012670



GRAIN CART & GRAVITY FLOW WAGONS

2004 Kinze 1040, grain cart, roll tarp, Lg. 1000 PTO, rear view camera & spout camera, 9" Ag Smart camera display, 460/85R38 walking tandems, S/N 502492 (top auger is new, auger liner is new, horizontal auger and bottom auger are 1 year old)

(2) **2018 Brent 657**, gravity flow, 4-wheel brakes, ext. tongue, (4) fenders, single compartment, 2-way spout, unload light, rear lights, rear hitch, roll tarp, (2) sight windows, oil bath hubs, 425/65R22.5 tires, S/N B37480114 & S/N B37480115

AUGERS

Westfield MK130-71 Plus, mechanical swing hopper, 13"x71", 540 PTO, hyd. cyl. cable raise, hyd. hopper mover, 9.5L-15 tires, S/N 169044

Westfield MK130-71, mechanical swing hopper, 13"x71", 540 PTO, hyd. cyl. cable raise, hyd. hopper mover, 9.00-20 tires, S/N 100624

Westfield MK100-71, mechanical swing auger, 10"x71", 540 PTO, hyd. cyl. cable raise, 15" tires, S/N 134593

Westfield WR80-61, auger, 8"x61", manual cable winch raise, 220V single phase 10 hp. motor, 235/75R15 tires, S/N 211797

Westfield W80-31, auger, 8"x31", 5 hp. 230V single phase motor, manual cable winch raise, 15" tires

Westfield WR80-26, auger, 8"x26", manual cable winch raise, 220V single phase 5 hp. motor, 205/75R15 tires, S/N 287473

Jump Auger, 8"x16", rubber tires, 2 hp. 220V motor

DOZER

1964 Caterpillar D4D, dozer, 16" tracks, 102" straight blade, OROPS, limb risers, rear hitch, S/N 78A4738

EXCAVATOR

Case 688, shows 6,781 hrs., cab, 34" digging bucket, 24" street pads, w/replaceable teeth, 14'6" boom, 9' stick, S/N 74357

SKID STEER & ATTACH.

1984 Case 1816C Uni-Loader, shows 857 hrs., Onan gas engine, 43" bucket, hand controls, (2) rear counterweights, 5.90-15 tires, S/N 9863189

Notch Mfg. RB82, rock bucket, skid steer mount, 82" wide, 3-1/2" tine spacing, S/N 19588

DUMP TRUCK

1994 Ford F8000, shows 91,322 miles, single axle dump truck, 5+2 speed, AM/FM, A/C, air brakes w/ trailer air outlets, rear pintle hitch, 6 cyl. turbo diesel Ford eng., spring susp., single 50 gal. steel fuel tank, 10' steel dump body, w/wooden side extensions, single cyl. hyd. hoist, crankshaft driven live hyd., 11' straight hyd. lift snow blade w/angle cyl., (1) cyl. freshly rebuilt, (1) cyl. leaks, adj. skid shoes, bolt-on cutting edge, rubber snow deflector, 22.5 tires, VIN 1FDXF80E0SVA15199



TRAILERS

1954 LaCrosse, low boy trailer, tandem axle, 22' deck, 4' beaver tail, 35"9" OAL, fold over ramps, walking beam susp., spoke wheels, swing-out outriggers, 9R17.5 dual tires

Kiefer, tandem axle fuel trailer, 1,000 gal. baffled steel tank, w/20 GPM 12V pump, 1" hose, auto nozzle, 60 gal. poly DEF tank, w/9 GPM 12V pump, auto nozzle, solar battery charger, steel wheels, 225/75R15 tires, brakes, 2-5/16" ball hitch, spare tire, Rubbermaid storage box

GRAIN DRYER

M-C 690, grain dryer, 16'x7', SS screens, 20 hp. 36" fan, 2 hp. load & unload, control panel, LP burner, wired for 3-phase, S/N 53890 (Buyer responsible for removal)

SHOP EQUIPMENT

Coats 40-40, tire machine, pneumatic operation, S/N 40-40A-05180

Johnson, 16" metal cutting bandsaw, 3-phase, multi-speed

Scotchman, hyd. ironworker, 314L9-1580, 3 hp. motor, S/N 6864

Lincoln Electric 225 Ranger, welder/generator, stick welder, AC/DC, electrode & ground leads, (1) 220V outlet, (4) 110V outlets, 10,500 peak/9,000 continuous watts, Kohler Command 23 electric start engine, auto idle, shows 9.2 hrs.

Rolling Overhead Shop Hoist, 14' tall, 12' wide, trolley and chain hoist, steel casters



TECHNOLOGY

Ag Leader InCommand 1200, display, S/N 2420023689

FUEL TANKS

Steel Transfer Tank, 48"x24"x30", w/12V Gasboy pump, S/N KTG380777, filter, hose, & automatic nozzle, mounted on 80"x46" steel trailer, mesh floor, spring susp., 14" tires, pin hitch

Steel Fuel Tank, 2,000 gal. 114"x70"x58", single compartment, Fill-Rite 115/230V 35 GPM pump, filter, hose, auto nozzle, gauge, vented cap, fork pockets



For information contact
Steven Nelson of Steffes Group,
641.423.1947 or 641.430.2591

SteffesGroup.com — **ONLINE-BIDDING-AVAILABLE**



Steffes Group, Inc., 2245 East Bluegrass Road, Mt. Pleasant, IA 52641 | 641.423.1947